



the **play inspection** company

Annual Inspection

Winchester City Council

Recreation Ground (Cheriton PC)

Westfield Road, Cheriton, Arlesford, Hampshire, SO24
0QH



API Associate



Unit 5, Glenmore Business Park, Blackhill Road, Poole, Dorset, BH16 6NL
t- 01202 590675 e- info@playinspections.co.uk

[www. playinspections .co.uk](http://www.playinspections.co.uk)

Inspection Scope for RPII Inspection Methodology

This document outlines the RPII scope for inspections undertaken by the Inspectors listed as Annual Inspectors on the RPII Register of Inspectors when undertaking Indoor Annual, Outdoor Annual, Outdoor Operational and Outdoor Routine inspections.

Inspections are undertaken with reference to the standards listed in this preamble only; where no date for the standard is given it will be the standard that is current at the time of inspection except where overlap periods are granted by the standards committee when standards are updated. The information contained in reports is provided to assist the owner/operator in fulfilling their responsibilities as detailed in the relevant standard. Other standards referenced within the listed standards do not form part of the inspection, unless they are also explicitly listed here.

The following standards are relevant to all installations of equipment that are publicly accessible to users; this includes public parks, pay and play parks, schools, nurseries, public houses, holiday parks, indoor play centres, farm parks etc. All equipment used or employed in publicly accessible areas should meet with the requirements of the relevant standards (listed below):

BS EN 1176 Parts 1, 2, 3, 4, 5, 6, 10 & 11 Playground equipment intended for permanent installation outdoors & indoors.

BS EN 1176 Part 7 - 'Guidance on Installation, Inspection, Maintenance and Operation' (this document gives guidance to the owners/operators of the facility on the installation, inspection, maintenance and operation of playground equipment, excluding ancillary items).

In the United Kingdom the National Foreword forms an important part to the understanding and implementation of the recommendations set out in this document. It clarifies the application of the document within the UK as best practice guidance, as the document has been used since its initial publication. Therefore, in the UK this standard (BS EN 1176 – Part 7) contains no requirements and needs to be read and implemented as guidance, with the use of the term 'shall' therefore becoming a recommendation, as in the term 'should'.

Domestic play equipment falls outside of the scope of BS EN 1176 and has its own standards (BS EN 71 series – Safety of Toys). Where domestic equipment can be identified this will be acknowledged in the report but any comments concerning compliance will follow the requirements and recommendations of BS EN 1176.

When water play items, including spray parks, are inspected any comments concerning compliance within the inspection will refer to BS EN 1176. We have not assessed these against the requirements of BS EN 17232 (Water play equipment and features).

Other equipment that is not clearly identified as unsupervised or domestic (natural play, self-build equipment etc.) will be assessed for compliance with the relevant standard listed below:

BS EN 15312 Free access multi-sports equipment
BS EN 14974 Skateparks
BS EN 16630 Permanently installed outdoor fitness equipment
BS EN 16899 Parkour equipment (plus RPII/API guidance notes)

Annual and Post Installation inspections will take into consideration compliance with these current standards, and defects related to wear and vandalism. Items not listed in the report have not been included in the inspection. The inspection will cover the playground equipment and the active area (that area which is obviously part of the playground), nominally up to three metres around, the fence line if closer, or other areas as agreed.

Operational inspections only take into consideration defects related to cleanliness, equipment ground clearances, ground surface finishes, exposed foundations, sharp edges, missing parts, excessive wear (of moving parts) structural integrity, wear and vandalism.

Routine visual inspections relate only to the most obvious defects such as broken or missing parts, litter, vandalism and issues created by severe weather conditions (the intention is to identify hazards created by storm damage).

All inspections are non-dismantling, non-destructive and do not include any structural, toxicology or impact assessments defined in the standard; however, the inspector will undertake a manual test for stability and if equipment fails under manual load, or any other hazard is identified as an unacceptable risk, the owner/operator will be notified as soon as practicably possible.

The inspector will access all reasonably accessible equipment and will assess all reasonably accessible parts above the standing surface. Where it is not possible to access parts of the equipment without employing an alternative means of access the report will record the action required by the owner/operator to ensure the continued safe use of the equipment.

Ancillary equipment will be assessed using the inspector's knowledge and experience of the standards named in this document. (Note: Ancillary items are not included in the specific equipment-type parts of the EN 1176 series; hence they are not assessed for compliance with EN 1176 series and are subject to a general safety assessment).

The owner/operator is responsible for the overall safety of the equipment and area.

The inspector will not undertake any of the following works unless specifically agreed in writing at the time of order:

Checking the depth and underlying structural integrity of any surface areas and/or carrying out any testing of the impact attenuating properties of any surfaces; the identification of any corrosion, rot or other deterioration in any apparatus or equipment other than by an external inspection; the inspection of any equipment (or part thereof) that is beneath the playing surface (loose-fill materials may be moved to expose foundations); tightening any bolts, hinges or other fixing devices on any apparatus or equipment; assessing or inspecting any electrical installations contained on any site and/or apparatus and/or equipment; assessing or inspecting any water supplies and/or water features and/or any associated computerised systems (including carrying out any programming); where planting or trees are mentioned in the report no assessments of toxicity, suitability or condition are undertaken – the owner/operator should have suitable inspections provided by a competent person.

The owner/operator should have a 'design risk assessment' provided by the manufacturer/designer of the area for the equipment and location in which the facility is installed.

The operator is responsible for managing risks of their provision and is required by law to carry out a 'suitable and sufficient assessment' of the risks associated with a site or activity. This inspection shall be considered as contributing to the operator's discharge of this responsibility.

The details contained within the report are a snapshot of the condition at the time of inspection only and subsequent events may affect the condition of the facility. Suggested remedial actions are based on the knowledge and experience of the inspector and/or that of the inspection company. The owner/operator should always seek the advice of the manufacturer or a competent person when undertaking repairs and/or modifications to equipment.

A full copy of the Play Inspection Company Ltd. Terms & Conditions is available on our website (www.playinspections.co.uk)

The operator is responsible for following the guidance of the relevant standards. The standards give guidance on the installation, inspection, maintenance and operation of the various types of facilities. The inspection guidance is listed in Table 1, with an indication of which parts will be included in an RPII Annual or Post-Installation Inspection. The relevant standards also contain additional parts which the operator should follow.

Inspection recommendations of relevant standards Refer to relevant standards for full text	Annual Main	RPII Annual/ Post Installation Inspection
6.1 d) Overall levels of safety of equipment (see note 1)	✓	✓ [1]
6.1 d) Overall levels of safety of foundations (see note 1)	✓	✓ [1]
6.1 d) Overall levels of safety of playing surfaces (see note 2)	✓	✓ [2]
6.1 d) Compliance with the relevant parts of the standard and or risk assessment (see note 3)	✓	✓ [3]
6.1 d) Effects of weather	✓	✓
6.1 d) Presence of rot, decay or corrosion (see note 1)	✓	✓ [1]
6.1 d) Assessment of repairs made or added or replaced components (see note 4)	✓	✓ [4]
6.1 d) Excavation or dismantling/additional measures	✓	✗
6.2.1 Assessment of glass reinforced plastics (see note 5)	✓	✓ [5]
6.2.1 Inspection of one post equipment (see note 1)	✓	✓ [1]
6.2.4 Undertaking the Operators inspection protocol	✓	✗

NB: The clause numbers in table 1 are taken from BS EN 1176 - Part 7:2020. The content is equally applicable to all other relevant standards listed herein. Playgrounds contain a range of equipment from different manufacturers and installed over a number of years; operators should implement any guidance provided by the manufacturer. Item specific detail is not readily available to RPII Playground Inspectors, whose report contributes to the operator's overall Annual Main Inspection as detailed in the relevant standards.

[1] A manual test only is undertaken for stability. Wear and instability are only detectable where readily apparent without dismantling or destruction and without the use of tools, excavation or specialist equipment. Rot and corrosion are tested or with a hammer and/or steel rod. Decay in timber may exist which can only be found with specialist equipment.

[2] Only the visible condition and dimensional compliance of surface extent is considered. Neither testing of impact attenuating properties nor measurement of the thickness of bound surfaces are undertaken on RPII annual inspections.

[3] The inspection assesses compliance where this can be tested on site using manual methods without dismantling, destruction and without the use of tools or specialist equipment.

[4] The operator should use manufacturer's recommended parts, or equivalent. We are unable to verify if such parts have been used, and any subsequent change in quality or performance.

[5] Visible glass fibres will be noted in reports. The operator is responsible for repairs or replacement.

Risk Assessment Matrix

			Scores in the report are multiplication factors of Likelihood x Severity					
			Severity>>					
Likelihood	Very High probability, if the situation is not addressed an accident is almost certain.	5	Very High	VL (5)	L (10)	M (15)	H (20)	VH (25)
	High probability an accident is probable without any added factor.	4	High	VL (4)	L (8)	M (12)	H (16)	H (20)
	Moderate probability an incident is foreseeable.	3	Moderate	VL (3)	L (6)	L (9)	M (12)	M (15)
	Some probability, requires a combination of factors to take place.	2	Low	VL (2)	VL (4)	L (6)	L (8)	L (10)
	No significant probability; lightning strike, freak accident.	1	Very Low	VL (1)	VL (2)	VL (3)	VL (4)	VL (5)
			Very Low	Low	Moderate	High	Very High	
			1	2	3	4	5	
			No injury likely e.g. damaged or soiled clothing, minor bruising, grazes	Minor injury, laceration or bruising requiring first aid only	Injury requiring medical intervention e.g. cuts requiring stitches	Serious injury including concussions or fracture of long bones	Severe injury involving a potential life changing injury or fatality	
			Severity>>					
<p>Note 1: The total risk scores included within our reports are a multiplication factor of the calculated Likelihood and Severity of each finding. Both Likelihood and Severity are given a number between 1 - 5 as shown on the matrix above and these two numbers are then multiplied together to give the total risk score that is shown against defects on the report. Total risk scores can be divided in both directions, i.e. a total risk score of 12 could be a Likelihood (3) x Severity (4) or Likelihood (4) x Severity (3).</p> <p>Note 2: When we inspect we only see a snapshot of the current condition of the equipment. It is the operators responsibility to ensure that there is a continuing level of maintenance to keep the equipment in good working order and the site fit for use.</p>								

Equipment has been assessed to the following standards where relevant:

- BS EN 1176 Parts 1-11 (Playground equipment and surfacing)
- BS EN 14974 (Facilities for users of roller sports equipment)
- BS EN 15312 (Free access multi-sports equipment)
- BS EN 16899 (Parkour Equipment)
- BS EN 16630 (Outdoor Fitness Equipment).

Recreation Ground (Cheriton PC)

Inspection Ref: 2652480

Site Ref: 33741

Inspected: 18-March-2025 - 10:37 by Leon Pope (RPII Annual Inspector)

Risk Assessment: 10 Low Risk

**Location:**

The site is located in an area of public open space and is not directly overlooked by any properties in the local community.

Disabled Access:

Some accessible features; an area that presents difficulties to the majority of people with disabilities but in favourable circumstances and certainly in partnership can be accessed.

6 - Low Risk

Item: Site General
Manufacturer: Owner/Operator
Surface Type: N/A
Item Quantity: 1
Equipment Compliance: N/A
Surface Area Compliance: N/A



Total Findings: 3

Finding 1

It is recommended that signage, with information including the site address, contact information for maintenance issues and emergency contact details are provided for the facility - Provide in accordance with the recommendations

Finding 2

There is some tree debris on the surfacing - Remove and maintain

Finding 3

The gate is not operating correctly - Take effective action to ensure the gate closes between 4 and 8 seconds

10 - Low Risk

Item: Gate - Self Closing
Manufacturer: I.A.E. Fencing
Surface Type: Mixed Surface
Item Quantity: 2
Equipment Compliance: N/A
Surface Area Compliance: N/A



Total Findings: 3

Finding 1

There is a missing fixing and a bracket has slipped out of place with sharp edges - Repair

Finding 2

The grass mats are silted up, the soil is compacted and the area will become very slippery when the soil is wet. - Reinstate as required

Finding 3

The surface has eroded in some areas and may be slippery in wet conditions - Reinstate the surface

i 6 - Low Risk

Item: Fence - Timber & Mesh Infill
Manufacturer: Not Identified
Surface Type: Grass
Item Quantity: 1
Equipment Compliance: N/A
Surface Area Compliance: N/A



Total Findings: 2

Finding 1

There is some evidence of rot in the timber - Monitor for any further deterioration and replace as required

Finding 2

There are cable ties attached to the fencing - Remove

i 8 - Low Risk

Item: Bench
Manufacturer: Not Identified
Surface Type: Grass
Item Quantity: 2
Equipment Compliance: N/A
Surface Area Compliance: N/A



Total Findings: 7

Finding 1

The surface has eroded and the foundations are exposed - Reinstate surrounding surfaces to cover the foundations

Finding 2

The area around the item has eroded and may become slippery - Reinstate eroded area

Finding 3

There is algae or moss on the surface of the equipment - Clean and treat appropriately

Finding 4

The timber has a number of splits/shakes or air cracks and this may affect the stability or allow water ingress which will accelerate the rotting process - Monitor to ensure the splits do not cross through fixing points of the structure and/or cause any instability

Finding 5

The seat is not level - Adjust as required

Finding 6

There is some strimmer / machinery damage apparent on the posts, this can penetrate the preservative applied to the timber and accelerate the rotting process - Monitor for any deterioration (rot) and replace as required

Finding 7

There is some evidence of rot in the timber - Monitor for any further deterioration and replace as required

i 6 - Low Risk

Item: Bench
Manufacturer: Not Identified
Surface Type: Grass
Item Quantity: 3
Equipment Compliance: N/A
Surface Area Compliance: N/A



Total Findings: 2

Finding 1

There is algae or moss on the surface of the equipment - Clean and treat appropriately

Finding 2

There is bird excrement on the bench - Clean and maintain area

i 8 - Low Risk

Item: Picnic Table
Manufacturer: Not Identified
Surface Type: Grass
Item Quantity: 2
Equipment Compliance: N/A
Surface Area Compliance: N/A



Total Findings: 2

Finding 1

The table/s is/are not secured to the ground and there is some potential for the item/s to be moved within falling spaces of equipment - Secure to the ground

Finding 2

There is some strimmer / machinery damage apparent on the posts, this can penetrate the preservative applied to the timber and accelerate the rotting process - Monitor for any deterioration (rot) and replace as required

i 6 - Low Risk

Item: Picnic Table
Manufacturer: Not Identified
Surface Type: Grass
Item Quantity: 1
Equipment Compliance: N/A
Surface Area Compliance: N/A



Total Findings: 1

Finding 1

A number of fixing(s) have worked loose - Secure all loose fixings

i 8 - Low Risk

Item: 1 Bay 2 Seat (Cradle)
Manufacturer: Obra
Surface Type: Grass Matrix Tiles
Item Quantity: 1
Equipment Compliance: No
Surface Area Compliance: Yes



Total Findings: 6

Finding 1

There is algae or moss on the surface of the equipment that can lead to the onset of rot - Monitor condition of the timbers (rot), clean and treat appropriately

Finding 2

The timber has a number of splits/shakes or air cracks and this may affect the stability or allow water ingress which will accelerate the rotting process - Monitor to ensure the splits do not cross through fixing points of the structure and/or cause any instability

Finding 3

There is some notable evidence of chain wear - Monitor for any further deterioration and replace when 40% worn

Finding 4

The fixings have corroded excessively - Replace all corroded fixings

Finding 5

A number of shackle fixing(s) have worked loose - Secure all loose fixings

Finding 6

The chain openings are in excess of the 8.6mm as recommended by BS EN 1176 - Monitor - No action given the risk assessment

i 10 - Low Risk

Item: Tunnel Mound
Manufacturer: Obra
Surface Type: Grass Matrix Tiles
Item Quantity: 1
Equipment Compliance: No
Surface Area Compliance: Yes

Total Findings: 5



Finding 1

This design / configuration of tunnel mound is well established and has been successfully included in large quantities of playgrounds throughout the UK. Whilst the design does not fully meet the requirements of BS EN 1176 with regards to falls in excess of 600mm over the edge of the tunnel to the surface below, it has been risk assessed as fit for purpose in this regard and no changes are recommended to the design unless otherwise stated in additional findings - Monitor - No action given the risk assessment

Finding 2

There is some damage to the tunnel surface - Monitor for any further deterioration and repair as required

Finding 3

There are areas or parts of the timber on the structure that have rotted - Replace all affected timbers

Finding 4

There is some evidence of rot in the timber - Monitor for any further deterioration and replace as required

Finding 5

There are significant gaps (over 30mm) between the surface and the edging or between the joints in the surface; these are large enough for a small foot to enter - Repair surfacing

i 6 - Low Risk

Item: Multi Play (Junior)
Manufacturer: Obra
Surface Type: Grass Matrix Tiles
Item Quantity: 1
Equipment Compliance: No
Surface Area Compliance: Yes



Total Findings: 6

Finding 1

There is some strimmer / machinery damage apparent on the posts, this can penetrate the preservative applied to the timber and accelerate the rotting process - Monitor for any deterioration (rot) and replace as required

Finding 2

The timber has a number of splits/shakes or air cracks and this may affect the stability or allow water ingress which will accelerate the rotting process - Monitor to ensure the splits do not cross through fixing points of the structure and/or cause any instability

Finding 3

There is some evidence of rot in the timber - Monitor for any further deterioration and replace as required

Finding 4

Parts of the timber are rough or splintered - Remove all rough or sharp edges

Finding 5

There is / are toggle entrapment/s present in contravention of the recommendations set out in BS EN 1176 Part 1 - Monitor - No action given the risk assessment

Finding 6

There is/are finger entrapment/s leading to the slide and the item fails to meet the requirements of BS EN 1176 Part 1 4.2.7.6 Entrapment of fingers - Monitor - No action given the risk assessment

i 6 - Low Risk

Item: Roundabout
Manufacturer: Obra
Surface Type: Grass Matrix Tiles
Item Quantity: 1
Equipment Compliance: No
Surface Area Compliance: Yes



Total Findings: 4

Finding 1

The surface has subsided in some areas - Monitor for any further deterioration and repair as required

Finding 2

The paintwork on this item has been damaged or worn exposing the metal underneath which is rusting / corroding - Treat affected areas and repaint

Finding 3

The distance between the underside of the roundabout platform and the playing surface is less than 60mm and contravenes the requirements of BS EN 1176 Part 5 which requires that the distance be maintained between 60mm-110mm for the entire circumference of the roundabout - Monitor - No action given the risk assessment

Finding 4

The falling space overlaps the free space between the tunnel mound and the roundabout in contravention of the requirements of BS EN 1176:2017 Part 1 - Monitor - No action given the risk assessment

i 8 - Low Risk

Item: Multi Play (Junior)
Manufacturer: Obra
Surface Type: Grass Matrix Tiles
Item Quantity: 1
Equipment Compliance: No
Surface Area Compliance: Yes



Total Findings: 9

Finding 1

The timber has a number of splits/shakes or air cracks and this may affect the stability or allow water ingress which will accelerate the rotting process - Monitor to ensure the splits do not cross through fixing points of the structure and/or cause any instability

Finding 2

There is some notable evidence of chain wear - Monitor for any further deterioration and replace when 40% worn

Finding 3

There is some wear to the shackles. - Monitor for any further deterioration and replace when 40% worn

Finding 4

There are unused fixing holes - Refer to manufacturer for confirmation of correct installation

Finding 5

There is/are bolt cap covers missing or damaged on the item - Replace missing or damaged bolt cap covers

Finding 6

There is some wear to the connecting links - Monitor for any further deterioration and replace when 40% worn

Finding 7

The shackles have corroded excessively - Replace

Finding 8

There are openings leading from platforms in excess of 1.0m in height to steep play elements and no hand supports complying with grip or grasp are provided, in contravention of BS EN 1176 Part 1: 4.2.9.4 - Monitor - No action given the risk assessment

Finding 9

There is weed / vegetation growth within the surface - Remove weed / vegetation growth

i 8 - Low Risk

Item: 2 Bay 1 Flat 1 Basket
Manufacturer: Obra
Surface Type: Grass Matrix Tiles
Item Quantity: 1
Equipment Compliance: Yes
Surface Area Compliance: Yes



Total Findings: 7

Finding 1

This design of swing joint has been known to fail on the weld connecting the joint to the threaded stud - We would recommend that the joint be dismantled and checked on a regular basis or consulting with manufacturer on whether a Secondary Safety Device can be fitted

Finding 2

There is some notable evidence of chain wear - Monitor for any further deterioration and replace when 40% worn

Finding 3

The paintwork on this item has been damaged or worn exposing the metal underneath which is rusting / corroding - Treat affected areas and repaint

Finding 4

There is some strimmer / machinery damage apparent on the posts, this can penetrate the preservative applied to the timber and accelerate the rotting process - Monitor for any deterioration (rot) and replace as required

Finding 5

There is algae or moss on the surface of the equipment that can lead to the onset of rot - Monitor condition of the timbers (rot), clean and treat appropriately

Finding 6

There is/are bolt cap covers missing or damaged on the item - Replace missing or damaged bolt cap covers

Finding 7

The timber has a number of splits/shakes or air cracks and this may affect the stability or allow water ingress which will accelerate the rotting process - Monitor to ensure the splits do not cross through fixing points of the structure and/or cause any instability

Findings information

i 5 - Very Low Risk (Finding 1)

Item: Ancillary Items - Site General
Manufacturer: Owner/Operator

Risk Level: V - Very Low Risk
Surface: N/A



Finding: It is recommended that signage, with information including the site address, contact information for maintenance issues and emergency contact details are provided for the facility

Action: Provide in accordance with the recommendations

i 6 - Low Risk (Finding 2)

Item: Ancillary Items - Site General
Manufacturer: Owner/Operator

Risk Level: L - Low Risk
Surface: N/A



Finding: There is some tree debris on the surfacing

Action: Remove and maintain

i 5 - Very Low Risk (Finding 3)

Item: Ancillary Items - Site General
Manufacturer: Owner/Operator

Risk Level: V - Very Low Risk
Surface: N/A



Finding: The gate is not operating correctly

Action: Take effective action to ensure the gate closes between 4 and 8 seconds

i 10 - Low Risk (Finding 1)

Item: Gates - Gate - Self Closing
Manufacturer: I.A.E. Fencing

Risk Level: L - Low Risk
Surface: Mixed Surface



Finding: There is a missing fixing and a bracket has slipped out of place with sharp edges **Action:** Repair

i 8 - Low Risk (Finding 2)

Item: Gates - Gate - Self Closing
Manufacturer: I.A.E. Fencing

Risk Level: L - Low Risk
Surface: Mixed Surface




Finding: The grass mats are silted up, the soil is compacted and the area will become very slippery when the soil is wet. **Action:** Reinstate as required

i 6 - Low Risk (Finding 3)

Item: Gates - Gate - Self Closing
Manufacturer: I.A.E. Fencing

Risk Level: L - Low Risk
Surface: Mixed Surface



Finding: The surface has eroded in some areas and may be slippery in wet conditions. **Action:** Reinstate the surface

i 6 - Low Risk (Finding 1)

Item: Fences - Fence - Timber & Mesh Infill
Manufacturer: Not Identified

Risk Level: L - Low Risk
Surface: Grass



Finding: There is some evidence of rot in the timber

Action: Monitor for any further deterioration and replace as required

i 6 - Low Risk (Finding 2)

Item: Fences - Fence - Timber & Mesh Infill
Manufacturer: Not Identified

Risk Level: L - Low Risk
Surface: Grass



Finding: There are cable ties attached to the fencing

Action: Remove

i 8 - Low Risk (Finding 1)

Item: Ancillary Items - Bench
Manufacturer: Not Identified

Risk Level: L - Low Risk
Surface: Grass



Finding: The surface has eroded and the foundations are exposed

Action: Reinstate surrounding surfaces to cover the foundations

i 8 - Low Risk (Finding 2)

Item: Ancillary Items - Bench
Manufacturer: Not Identified

Risk Level: L - Low Risk
Surface: Grass



Finding: The area around the item has eroded and may become slippery

Action: Reinstate eroded area

i 6 - Low Risk (Finding 3)

Item: Ancillary Items - Bench
Manufacturer: Not Identified

Risk Level: L - Low Risk
Surface: Grass



Finding: There is algae or moss on the surface of the equipment

Action: Clean and treat appropriately

i 6 - Low Risk (Finding 4)

Item: Ancillary Items - Bench
Manufacturer: Not Identified

Risk Level: L - Low Risk
Surface: Grass



Finding: The timber has a number of splits/shakes or air cracks and this may affect the stability or allow water ingress which will accelerate the rotting process

Action: Monitor to ensure the splits do not cross through fixing points of the structure and/or cause any instability

i 6 - Low Risk (Finding 5)

Item: Ancillary Items - Bench
Manufacturer: Not Identified

Risk Level: L - Low Risk
Surface: Grass



Finding: The seat is not level

Action: Adjust as required

i 6 - Low Risk (Finding 6)

Item: Ancillary Items - Bench
Manufacturer: Not Identified

Risk Level: L - Low Risk
Surface: Grass



Finding: There is some strimmer / machinery damage apparent on the posts, this can penetrate the preservative applied to the timber and accelerate the rotting process

Action: Monitor for any deterioration (rot) and replace as required

i 6 - Low Risk (Finding 7)

Item: Ancillary Items - Bench
Manufacturer: Not Identified

Risk Level: L - Low Risk
Surface: Grass



Finding: There is some evidence of rot in the timber

Action: Monitor for any further deterioration and replace as required

i 6 - Low Risk (Finding 1)

Item: Ancillary Items - Bench
Manufacturer: Not Identified

Risk Level: L - Low Risk
Surface: Grass



Finding: There is algae or moss on the surface of the equipment

Action: Clean and treat appropriately

i 5 - Very Low Risk (Finding 2)

Item: Ancillary Items - Bench
Manufacturer: Not Identified

Risk Level: V - Very Low Risk
Surface: Grass



Finding: There is bird excrement on the bench

Action: Clean and maintain area

i 8 - Low Risk (Finding 1)

Item: Ancillary Items - Picnic Table
Manufacturer: Not Identified

Risk Level: L - Low Risk
Surface: Grass



Finding: The table/s is/are not secured to the ground and there is some potential for the item/s to be moved within falling spaces of equipment

Action: Secure to the ground

i 6 - Low Risk (Finding 2)

Item: Ancillary Items - Picnic Table
Manufacturer: Not Identified

Risk Level: L - Low Risk
Surface: Grass



Finding: There is some strimmer / machinery damage apparent on the posts, this can penetrate the preservative applied to the timber and accelerate the rotting process

Action: Monitor for any deterioration (rot) and replace as required

i 6 - Low Risk (Finding 1)

Item: Ancillary Items - Picnic Table
Manufacturer: Not Identified

Risk Level: L - Low Risk
Surface: Grass



Finding: A number of fixing(s) have worked loose

Action: Secure all loose fixings

i 8 - Low Risk (Finding 1)

Item: Swings - 1 Bay 2 Seat (Cradle)
Manufacturer: Obra

Risk Level: L - Low Risk
Surface: Grass Matrix Tiles



Finding: There is algae or moss on the surface of the equipment that can lead to the onset of rot

Action: Monitor condition of the timbers (rot), clean and treat appropriately

i 6 - Low Risk (Finding 2)

Item: Swings - 1 Bay 2 Seat (Cradle)
Manufacturer: Obra

Risk Level: L - Low Risk
Surface: Grass Matrix Tiles



Finding: The timber has a number of splits/shakes or air cracks and this may affect the stability or allow water ingress which will accelerate the rotting process

Action: Monitor to ensure the splits do not cross through fixing points of the structure and/or cause any instability

i 6 - Low Risk (Finding 3)

Item: Swings - 1 Bay 2 Seat (Cradle)
Manufacturer: Obra

Risk Level: L - Low Risk
Surface: Grass Matrix Tiles



Finding: There is some notable evidence of chain wear

Action: Monitor for any further deterioration and replace when 40% worn

i 8 - Low Risk (Finding 4)

Item: Swings - 1 Bay 2 Seat (Cradle)
Manufacturer: Obra

Risk Level: L - Low Risk
Surface: Grass Matrix Tiles



Finding: The fixings have corroded excessively

Action: Replace all corroded fixings

i 8 - Low Risk (Finding 5)

Item: Swings - 1 Bay 2 Seat (Cradle)
Manufacturer: Obra

Risk Level: L - Low Risk
Surface: Grass Matrix Tiles



Finding: A number of shackle fixing(s) have worked loose **Action:** Secure all loose fixings

i 5 - Very Low Risk (Finding 6)

Item: Swings - 1 Bay 2 Seat (Cradle)
Manufacturer: Obra

Risk Level: V - Very Low Risk
Surface: Grass Matrix Tiles



Finding: The chain openings are in excess of the 8.6mm as recommended by BS EN 1176 **Action:** Monitor - No action given the risk assessment

i 8 - Low Risk (Finding 1)

Item: Other - Tunnel Mound
Manufacturer: Obra

Risk Level: L - Low Risk
Surface: Grass Matrix Tiles



Finding: This design / configuration of tunnel mound is well established and has been successfully included in large quantities of playgrounds throughout the UK. Whilst the design does not fully meet the requirements of BS EN 1176 with regards to falls in excess of 600mm over the edge of the tunnel to the surface below, it has been risk assessed as fit for purpose in this regard and no changes are recommended to the design unless otherwise stated in additional findings

Action: Monitor - No action given the risk assessment

i 6 - Low Risk (Finding 2)

Item: Other - Tunnel Mound
Manufacturer: Obra

Risk Level: L - Low Risk
Surface: Grass Matrix Tiles



Finding: There is some damage to the tunnel surface

Action: Monitor for any further deterioration and repair as required

i 10 - Low Risk (Finding 3)

Item: Other - Tunnel Mound
Manufacturer: Obra

Risk Level: L - Low Risk
Surface: Grass Matrix Tiles



Finding: There are areas or parts of the timber on the structure that have rotted

Action: Replace all affected timbers

i 6 - Low Risk (Finding 4)

Item: Other - Tunnel Mound
Manufacturer: Obra

Risk Level: L - Low Risk
Surface: Grass Matrix Tiles



Finding: There is some evidence of rot in the timber

Action: Monitor for any further deterioration and replace as required

i 9 - Low Risk (Finding 5)

Item: Other - Tunnel Mound
Manufacturer: Obra

Risk Level: L - Low Risk
Surface: Grass Matrix Tiles



Finding: There are significant gaps (over 30mm) between the surface and the edging or between the joints in the surface; these are large enough for a small foot to enter

Action: Repair surfacing

i 6 - Low Risk (Finding 1)

Item: Activity Equipment - Multi Play (Junior)
Manufacturer: Obra

Risk Level: L - Low Risk
Surface: Grass Matrix Tiles



Finding: There is some strimmer / machinery damage apparent on the posts, this can penetrate the preservative applied to the timber and accelerate the rotting process

Action: Monitor for any deterioration (rot) and replace as required

i 6 - Low Risk (Finding 2)

Item: Activity Equipment - Multi Play (Junior)
Manufacturer: Obra

Risk Level: L - Low Risk
Surface: Grass Matrix Tiles



Finding: The timber has a number of splits/shakes or air cracks and this may affect the stability or allow water ingress which will accelerate the rotting process

Action: Monitor to ensure the splits do not cross through fixing points of the structure and/or cause any instability

i 6 - Low Risk (Finding 3)

Item: Activity Equipment - Multi Play (Junior)
Manufacturer: Oبرا

Risk Level: L - Low Risk
Surface: Grass Matrix Tiles



Finding: There is some evidence of rot in the timber

Action: Monitor for any further deterioration and replace as required

i 6 - Low Risk (Finding 4)

Item: Activity Equipment - Multi Play (Junior)
Manufacturer: Oبرا

Risk Level: L - Low Risk
Surface: Grass Matrix Tiles



Finding: Parts of the timber are rough or splintered

Action: Remove all rough or sharp edges

i 5 - Very Low Risk (Finding 5)

Item: Activity Equipment - Multi Play (Junior)
Manufacturer: Obra

Risk Level: V - Very Low Risk
Surface: Grass Matrix Tiles



Finding: There is / are toggle entrapment/s present in contravention of the recommendations set out in BS EN 1176 Part 1

Action: Monitor - No action given the risk assessment

i 5 - Very Low Risk (Finding 6)

Item: Activity Equipment - Multi Play (Junior)
Manufacturer: Obra

Risk Level: V - Very Low Risk
Surface: Grass Matrix Tiles



Finding: There is/are finger entrapment/s leading to the slide and the item fails to meet the requirements of BS EN 1176 Part 1 4.2.7.6 Entrapment of fingers

Action: Monitor - No action given the risk assessment

i 6 - Low Risk (Finding 1)

Item: Rotor Play - Roundabout
Manufacturer: Obra

Risk Level: L - Low Risk
Surface: Grass Matrix Tiles



Finding: The surface has subsided in some areas

Action: Monitor for any further deterioration and repair as required

i 6 - Low Risk (Finding 2)

Item: Rotor Play - Roundabout
Manufacturer: Obra

Risk Level: L - Low Risk
Surface: Grass Matrix Tiles




Finding: The paintwork on this item has been damaged or worn exposing the metal underneath which is rusting / corroding

Action: Treat affected areas and repaint

i 6 - Low Risk (Finding 3)

Item: Rotor Play - Roundabout
Manufacturer: Obra

Risk Level: L - Low Risk
Surface: Grass Matrix Tiles



Finding: The distance between the underside of the roundabout platform and the playing surface is less than 60mm and contravenes the requirements of BS EN 1176 Part 5 which requires that the distance be maintained between 60mm-110mm for the entire circumference of the roundabout

Action: Monitor - No action given the risk assessment

i 6 - Low Risk (Finding 4)

Item: Rotor Play - Roundabout
Manufacturer: Obra

Risk Level: L - Low Risk
Surface: Grass Matrix Tiles



Finding: The falling space overlaps the free space between the tunnel mound and the roundabout in contravention of the requirements of BS EN 1176:2017 Part 1
Action: Monitor - No action given the risk assessment

i 6 - Low Risk (Finding 1)

Item: Activity Equipment - Multi Play (Junior)
Manufacturer: Obra

Risk Level: L - Low Risk
Surface: Grass Matrix Tiles



Finding: The timber has a number of splits/shakes or air cracks and this may affect the stability or allow water ingress which will accelerate the rotting process
Action: Monitor to ensure the splits do not cross through fixing points of the structure and/or cause any instability

i 6 - Low Risk (Finding 2)

Item: Activity Equipment - Multi Play (Junior)
Manufacturer: Obra

Risk Level: L - Low Risk
Surface: Grass Matrix Tiles




Finding: There is some notable evidence of chain wear

Action: Monitor for any further deterioration and replace when 40% worn

i 6 - Low Risk (Finding 3)

Item: Activity Equipment - Multi Play (Junior)
Manufacturer: Obra

Risk Level: L - Low Risk
Surface: Grass Matrix Tiles



Finding: There is some wear to the shackles.

Action: Monitor for any further deterioration and replace when 40% worn

i 0 - Risk Assessment not Undertaken (Finding 4)

Item: Activity Equipment - Multi Play (Junior)
Manufacturer: Oبرا

Risk Level: N - Risk Assessment not Undertaken
Surface: Grass Matrix Tiles



Finding: There are unused fixing holes

Action: Refer to manufacturer for confirmation of correct installation

i 4 - Very Low Risk (Finding 5)

Item: Activity Equipment - Multi Play (Junior)
Manufacturer: Obra

Risk Level: V - Very Low Risk
Surface: Grass Matrix Tiles



Finding: There is/are bolt cap covers missing or damaged on the item

Action: Replace missing or damaged bolt cap covers

i 6 - Low Risk (Finding 6)

Item: Activity Equipment - Multi Play (Junior)
Manufacturer: Obra

Risk Level: L - Low Risk
Surface: Grass Matrix Tiles



Finding: There is some wear to the connecting links

Action: Monitor for any further deterioration and replace when 40% worn

i 8 - Low Risk (Finding 7)

Item: Activity Equipment - Multi Play (Junior)
Manufacturer: Obra

Risk Level: L - Low Risk
Surface: Grass Matrix Tiles



Finding: The shackles have corroded excessively

Action: Replace

i 6 - Low Risk (Finding 8)

Item: Activity Equipment - Multi Play (Junior)
Manufacturer: Obra

Risk Level: L - Low Risk
Surface: Grass Matrix Tiles



Finding: There are openings leading from platforms in excess of 1.0m in height to steep play elements and no hand supports complying with grip or grasp are provided, in contravention of BS EN 1176 Part 1: 4.2.9.4

Action: Monitor - No action given the risk assessment

i 6 - Low Risk (Finding 9)

Item: Activity Equipment - Multi Play (Junior)
Manufacturer: Obra

Risk Level: L - Low Risk
Surface: Grass Matrix Tiles



Finding: There is weed / vegetation growth within the surface

Action: Remove weed / vegetation growth

i 0 - Risk Assessment not Undertaken (Finding 1)

Item: Swings - 2 Bay 1 Flat 1 Basket
Manufacturer: Obra

Risk Level: N - Risk Assessment not Undertaken
Surface: Grass Matrix Tiles



Finding: This design of swing joint has been known to fail on the weld connecting the joint to the threaded stud

Action: We would recommend that the joint be dismantled and checked on a regular basis or consulting with manufacturer on whether a Secondary Safety Device can be fitted

i 8 - Low Risk (Finding 2)

Item: Swings - 2 Bay 1 Flat 1 Basket
Manufacturer: Obra

Risk Level: L - Low Risk
Surface: Grass Matrix Tiles



Finding: There is some notable evidence of chain wear

Action: Monitor for any further deterioration and replace when 40% worn

i 6 - Low Risk (Finding 3)

Item: Swings - 2 Bay 1 Flat 1 Basket
Manufacturer: Obra

Risk Level: L - Low Risk
Surface: Grass Matrix Tiles



Finding: The paintwork on this item has been damaged or worn exposing the metal underneath which is rusting / corroding

Action: Treat affected areas and repaint

i 6 - Low Risk (Finding 4)

Item: Swings - 2 Bay 1 Flat 1 Basket
Manufacturer: Obra

Risk Level: L - Low Risk
Surface: Grass Matrix Tiles



Finding: There is some strimmer / machinery damage apparent on the posts, this can penetrate the preservative applied to the timber and accelerate the rotting process

Action: Monitor for any deterioration (rot) and replace as required

i 8 - Low Risk (Finding 5)

Item: Swings - 2 Bay 1 Flat 1 Basket
Manufacturer: Oبرا

Risk Level: L - Low Risk
Surface: Grass Matrix Tiles



Finding: There is algae or moss on the surface of the equipment that can lead to the onset of rot

Action: Monitor condition of the timbers (rot), clean and treat appropriately

i 4 - Very Low Risk (Finding 6)

Item: Swings - 2 Bay 1 Flat 1 Basket
Manufacturer: Oبرا

Risk Level: V - Very Low Risk
Surface: Grass Matrix Tiles



Finding: There is/are bolt cap covers missing or damaged on the item

Action: Replace missing or damaged bolt cap covers

i 6 - Low Risk (Finding 7)

Item: Swings - 2 Bay 1 Flat 1 Basket
Manufacturer: Oبرا

Risk Level: L - Low Risk
Surface: Grass Matrix Tiles



Finding: The timber has a number of splits/shakes or air cracks and this may affect the stability or allow water ingress which will accelerate the rotting process
Action: Monitor to ensure the splits do not cross through fixing points of the structure and/or cause any instability